



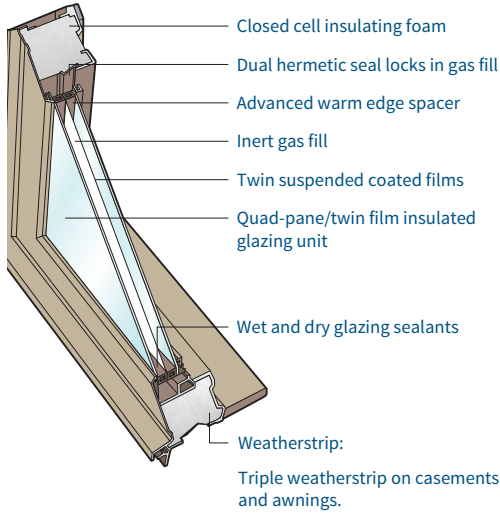
925 Series Alpen Windows

Alpen's 925 Series are our highest performing windows. Quadruple-pane glazing in foam-filled fiberglass frames maximize insulating power to create comfortable, efficient homes in even the most severe cold climates. High-quality craftsmanship and premium finishes ensure beauty, comfort, and long-lasting durability.

Benefits:

- NFRC Certified thermal performance up to R-9.1 (U-0.11)
- Center-of-glass R-values up to R-14.3 (U-0.07)
- All windows are custom-built and exceed Energy Star® criteria
- Twin-film/quad-pane, multi-low-e glazing technology provides industry-leading thermal performance in high and low solar heat gain options
- Industry-leading condensation resistance factors
- 99% + UV blockage to protect interior finishes
- Fiberglass naturally has low thermal conductivity resists temperature-induced expansion and contraction, ensuring Alpen windows have long lasting performance and durability

TECHNICAL SPECIFICATIONS



925 Series Full Frame NFRC Thermal Performance:

Styles	ALPENGLASS 9L					ALPENGLASS 9H				
	U-Factor	R-Value	SHGC	VT	CRF	U-Factor	R-Value	SHGC	VT	CRF
Picture Window LP	0.12	8.3	0.28	0.44	73	0.12	8.3	0.41	0.55	72
Picture Window HP	0.11	9.1	0.25	0.39	73	0.12	8.3	0.37	0.49	72
Casement	0.15	6.7	0.22	0.34	74	0.16	6.3	0.32	0.43	74
Awning	0.15	6.7	0.22	0.34	75	0.16	6.3	0.32	0.43	74
Single Patio Door	0.14	7.1	0.24	0.37	66	0.15	6.7	0.35	0.47	66

Alpenglass 9L utilizes low-e coated glass and twin suspended films, inert-gas filled cavities and warm-edge spacer technology to maximize insulation and significantly reduce solar gain.

Alpenglass 9H offering superior insulation and high solar heat gain, 9H glazing utilizes low-e coated glass and twin suspended films, krypton gas-filled cavities and warm-edge spacers.

A unique combination of 9 key technologies including a fully insulated fiberglass frame, suspended film, and gas-filled cavities maximize performance.

WINDOW STYLES



Exterior Trim Accessories: Nailing Fin, Aluminum Brick Mould with Nail Fin **Interior Trim Accessories:** Jamb Extensions: 4-9/16", 6-9/16"; Pine, Oak and Fir

SIMULATED DIVIDED LIGHTS

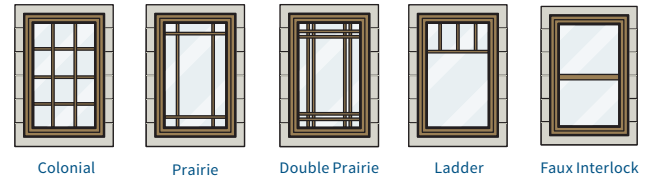
925 Series Windows offer interior and exterior-applied Simulated Divide Light (SDL) Grids in classic styles and custom patterns

Interior (Wood)

Interior grille matches interior paint and color. For windows with interior wood veneer, grille is ready to stain.


Exterior (aluminum)

Exterior grille matches exterior paint color



PAINT AND FINISH OPTIONS

Picture Windows, Casements, Awnings and Sliding Patio Doors



Hardware

