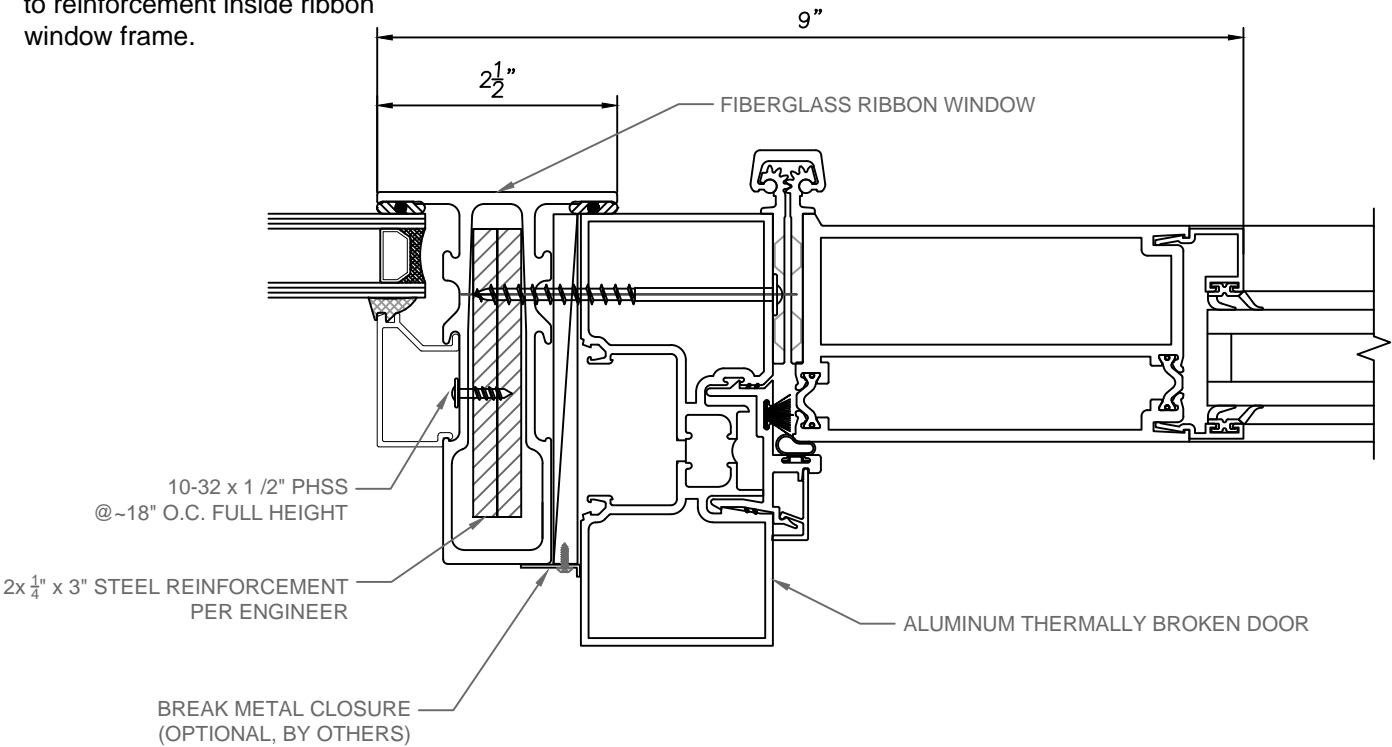


DETAIL 1
JAMB CONNECTION

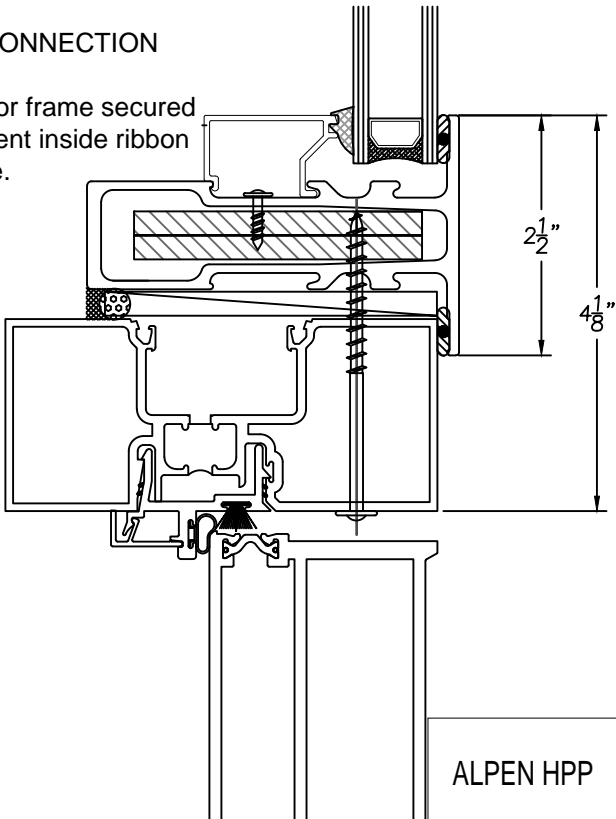
RIBBON WINDOW CONNECTION TO
LIGHT DUTY ALUMINUM DOOR

Aluminum door frame secured
to reinforcement inside ribbon
window frame.



DETAIL 2
TRANSOM CONNECTION

Aluminum door frame secured
to reinforcement inside ribbon
window frame.



DETAILS ARE FOR GENERAL ARRANGEMENT
PURPOSES ONLY, STRUCTURAL REQUIREMENTS
WILL VARY BASED ON PROJECT-SPECIFIC
CONDITIONS

ALPEN HPP

6268 Monarch Park Pl.
Longmont, CO 80503
303-834-3600 ph | 303-834-3541 f
WWW.ALPHNHPP.COM

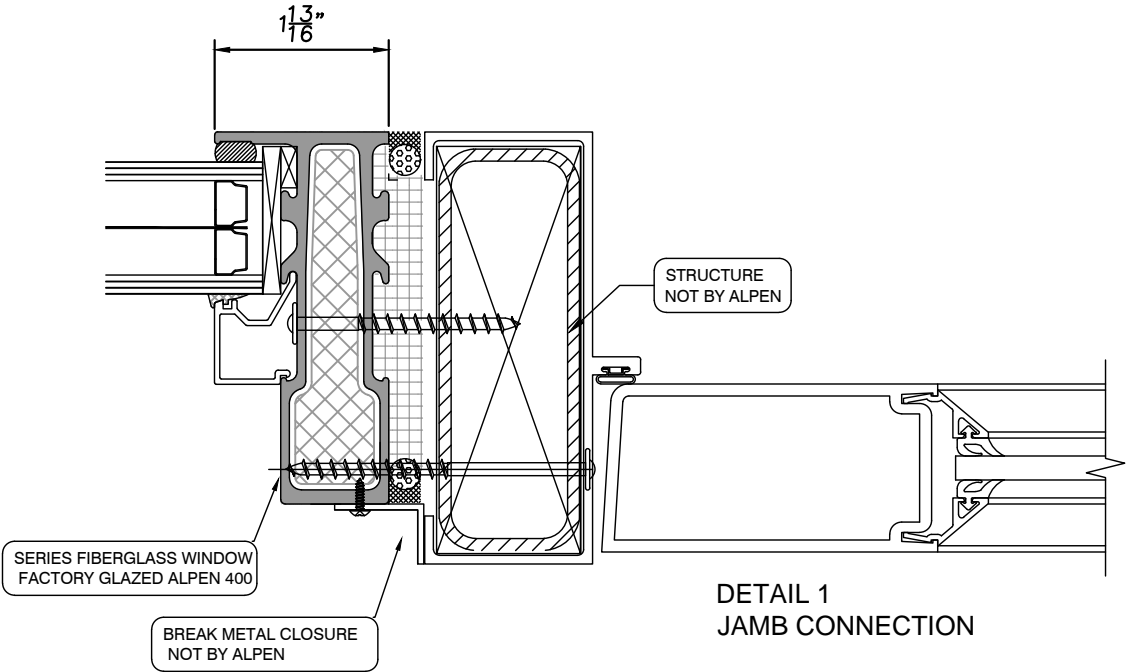
RIBBON WINDOW TO DOOR
CONNECTION DETAILS

ALUMINUM DOORS- v1

SIZE	DWG. NO.:	REVISION:
DRAWN BY:	DRAWN ON:	SHEET:

OTHER ALUMINUM DOORS:

REDI-FLEX STEEL FRAME



ADJUSTABLE REDI-FLEX STEEL FRAME OR
SIMILAR OVER FRAMING TO SUPPORT RIBBON
WINDOW AND DOOR FRAME

DETAILS ARE FOR GENERAL ARRANGEMENT
PURPOSES ONLY, STRUCTURAL REQUIREMENTS
WILL VARY BASED ON PROJECT-SPECIFIC
CONDITIONS

ALPEN HPP		RIBBON WINDOW TO DOOR CONNECTION DETAILS	
6268 Monarch Park Pl. Longmont, CO 80503 303-834-3600 ph 303-834-3541 f WWW.ALPENHPP.COM		ALUMINUM DOORS- v2	
SIZE	DWG. NO.:	REVISION:	
DRAWN BY:	DRAWN ON:	SCALE:	SHEET: